

MERIS HEDRA CONTROLS

*Download the full PDF manual on our site.

Micro Tune: Slightly detunes all three pitch shifted voices

Alt Function: Pitch Correction and Glide When the knob is between Min and Mid select between: No Correction, Loose Correction, Strict Correction. When knob is between Mid and Max selects amount of glide

Key: Selects key for diatonic harmonies. Set to max for chromatic shifting
Alt Function: Scale Type Select [from Min to Max]: Major, Minor, Harmonic Minor, Double Harmonic, Eastern Pentatonic, Minor Pentatonic

Pitch 1: Sets interval for the first pitch shifted voice
Alt Function: Time Division 1 Sets a fraction of the main tempo for the first pitch shifted voice

Hold to access Alt Functions:
 Alt Functions are accessible when this button is held

Tap: Sets the main tempo/delay time. Total available time for the two Series delay modes = 520 msec. For the Two Dual delay modes = 260 msec
Alt Function: Half Speed Enables the delay to run at half speed
Hold Tap: Momentarily enable an automatic volume swell based on your pick attack

Pitch 2: Sets interval for the second pitch shifted voice
Alt Function: Time Division 2 Sets a fraction of the main tempo for second pitch shifted voice



RYTHYM PRISM

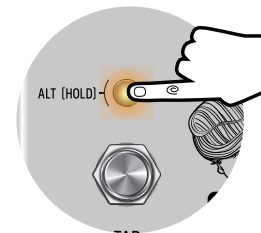
Mix: Adjusts the balance between Dry and Wet signals
Alt Function: Delay Feedback Controls delay feedback. Series delay modes: Pitch 3 sets the feedback loop. Dual delay modes: Pitch 1 and 3 both add to the feedback loop

Pitch 3: Sets interval for the third pitch shifted voice
Alt Function: Delay Feedback Sets a fraction of the main tempo for third pitch shifted voice

(Press to Select Mode)
Dual: Splits the delay into 2 short delays with a stereo output
Dual + Series: the same 2 short delays as Dual mode, now with cross-feedback
Series: One long series delay with standard feedback
Pitch Feedback: One long series delay with the pitch shifters in the feedback loop

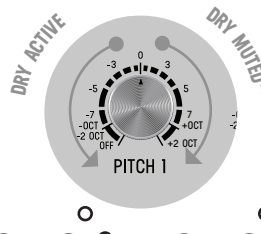
Bypass: Disables processing and passes the input thru to the output
Alt Function: Pitch Control Smoothing Enables smoothing of the Pitch knobs. Turn the smoothing off to hard step through the intervals.

TO START GLOBAL SETTING CONFIGURATION MODE



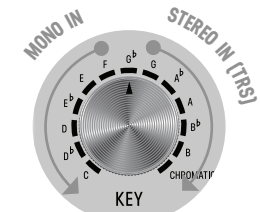
HOLD (L) LED switch on power up [power up takes 3 secs]: all of the front panels LEDs will blink 3 times. Power cycle to save setting

KILL DRY: *With DRY MUTED, the pedal delivers wet only in active mode; in bypass, the entire pedal is muted.



(L) LED indicates DRY ACTIVE (R) LED indicates DRY MUTED

INPUT MODE:



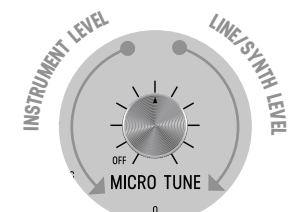
(L) LED indicates MONO (R) LED indicates TRS

EXPRESSION MODE:



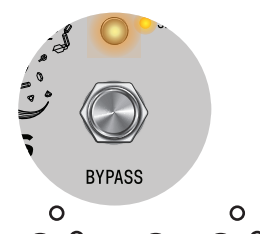
Expression Tap
 4 Button Switch MIDI

LINE/SYNTH LEVEL:



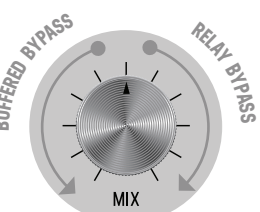
(L) LED indicates INSTRUMENT LEVEL (R) LED indicates LINE LEVEL

MIDI THRU ON: Toggle (R) foot switch



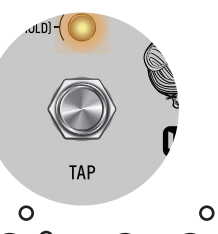
(L) LED indicates MIDI OUT (R) LED indicates MIDI THRU

BYPASS MODE:



(L) LED indicates BUFFERED BYPASS (R) LED indicates RELAY BYPASS

GLOBAL TEMPO: Toggle (L) foot switch



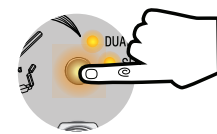
(L) LED indicates GLOBAL TEMPO (R) LED indicates per PRESET TEMPO

MIDI CHANNEL:



LEDs on front panel blink to indicate binary

TRAILS & GLIDE:



Trails (OFF) Glide (OFF) Trails (ON) Glide (OFF)
 Trails (OFF) Glide (ON) Trails (ON) Glide (ON)

- MIDI CHANNELS
- 1
 - 2
 - 3
 - 4
 - 5
 - 6
 - 7
 - 8
 - 9
 - 10
 - 11
 - 12
 - 13
 - 14
 - 15
 - 16